


(1)(a)

**Statement Showing Shareholding Pattern**Name of the Company: **QUANTUM BUILD-TECH LIMITED**

Scrip Code:590037, Name of the Scrip:Quantum Build-Tech Ltd,Class of Security :Equity,

For the Quarter ended 30-06-2012

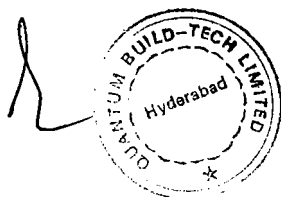
Partly paid-up shares:-	No. of partly paid-up shares	As a % of total no. of partly paid-up Shares	As a % of total no. of shares of the company
Held by promoter/promoter group	0	0	0
Held by public	0	0	0
<b>Total</b>	<b>0</b>	<b>0</b>	<b>0</b>
Outstanding convertible securities:-	No. of outstanding securities	As a % of total no. of outstanding convertible securities	As a % of total no. of shares of the company, assuming full conversion of the convertible securities
Held by promoter/promoter group	0	0	0
Held by public	0	0	0
<b>Total</b>	<b>0</b>	<b>0</b>	<b>0</b>
Warrants:-	No. of warrants	As a % of total no. of warrants	As a % of total no. of shares of the company, assuming full conversion of Warrants
Held by promoter/promoter group	0	0	0
Held by public	0	0	0
<b>Total</b>	<b>0</b>	<b>0</b>	<b>0</b>
<b>Total paid-up capital of the company, assuming full conversion of warrants and convertible securities</b>	<b>8304650</b>		



For QUANTUM BUILD-TECH LIMITED

  
MANAGING DIRECTOR

Category Code	Category of Shareholder	Number of Share Holders	Total Number of Shares	Number of Shares held in Dematerialized Form	Total Shareholding as a percentage of total Number of Shares		Shares Pledged or otherwise encumbered
					As a Percentage of (A+B) (VI)	As a Percentage of (A+B+C) (VII)	Number of Shares (VIII)
(I)	(II)	(III)	(IV)	(V)	(VI)	(VII)	(VIII)
<b>A</b>	<b>Promoter and Promoter Group</b>						
(1)	<b>Indian</b>						
(a)	Individuals/Hindu Undivided Family	2	2930464	1830464	35.29	35.29	0
(b)	Central Government /State Government (s)	0	0	0	-	-	0
(c)	Bodies Corporate	1	550000	0	6.62	6.62	0
(d)	Financial Institutions / Banks	0	0	0	-	-	0
(e)	Any other(PAC)	1	50000	0	0.60	0.60	0
	<b>Sub-Total (A)(1)</b>	<b>4</b>	<b>3530464</b>	<b>1830464</b>	<b>42.51</b>	<b>42.51</b>	<b>0</b>
(2)	<b>Foreign</b>						
(a)	Individuals (Non Resident Individuals/ Foreign Individuals)	0	0	0	-	-	0
(b)	Bodies Corporate	0	0	0	-	-	0
(c)	Institutions	0	0	0	-	-	0
(d)	Any Other	0	0	0	-	-	0
	<b>Sub-Total (A)(2)</b>	<b>0</b>	<b>0</b>	<b>0</b>	<b>-</b>	<b>-</b>	<b>0</b>
	<b>Total Shareholding of Promoter and Promoter Group A=(A)(1) + (A)(2)</b>	<b>4</b>	<b>3530464</b>	<b>1830464</b>	<b>42.51</b>	<b>42.51</b>	<b>0</b>
<b>B</b>	<b>Public Shareholding</b>						
(1)	<b>Institutions</b>						
(a)	Mutual Funds/UTI	0	0	0	-	-	0
(b)	Financial Institutions/Banks	0	0	0	-	-	0
(c)	Central Government/State Government(s)	0	0	0	-	-	0
(d)	Venture Capital Funds	0	0	0	-	-	0
(e)	Insurance Companies	0	0	0	-	-	0
(f)	Foreign Institutional Investors	1	2150	0	0.03	0.03	0
(g)	Foreign Venture Capital Investors	0	0	0	-	-	0
(h)	Any Other	0	0	0	-	-	0
	<b>Sub-Total (B)(1)</b>	<b>1</b>	<b>2150</b>	<b>0</b>	<b>0.03</b>	<b>0.03</b>	<b>0</b>
(2)	<b>Non-institutions</b>						
(a)	Bodies Corporate	29	1989063	139063	23.95	23.95	0
(b)	Individuals						
	i Individual Shareholders holding nominal share capital upto Rs. 1 Lakh	3184	699200	509093	8.42	8.42	0
	ii Individual Shareholders holding nominal share capital in excess of Rs. 1 Lakh	30	2083223	580023	25.09	25.09	0
(c)	CLEARING MEMBER	1	500	500	0.01	0.01	0
(d)	TRUST	0	0	0	-	-	0
(e)	Non Resident Individuals	1	50	50	-	-	0
(f)	Foreign Bodies Corp	0	0	0	-	-	0
(g)	Foreign Nation	0	0	0	-	-	0
	<b>Sub-Total (B)(2)</b>	<b>3245</b>	<b>4772036</b>	<b>1228729</b>	<b>57.46</b>	<b>57.46</b>	<b>0</b>
	<b>Total Public Shareholding</b>						
	<b>B=(B)(1)+(B)(2)</b>	<b>3246</b>	<b>4774186</b>	<b>1228729</b>	<b>57.49</b>	<b>57.49</b>	<b>0</b>
	<b>Total (A)+(B)</b>	<b>3250</b>	<b>8304650</b>	<b>3059193</b>	<b>100.00</b>	<b>100.00</b>	<b>0</b>
(C)	<b>Shares held by Custodians and against which Depository Receipts have been issued</b>						
(1)	<b>Promoter and Prmoter Group</b>	0	0	0	0	0	0
(2)	<b>Public</b>	0	0	0	0	0	0
	<b>GRAND TOTAL (A) + (B) + (C)</b>	<b>3250</b>	<b>8304650</b>	<b>3059193</b>	<b>100.00</b>	<b>100.00</b>	<b>0</b>




For QUANTUM BUILD-TECH LIMITED  
  
MANAGING DIRECTOR

**(D)(b) Statement showing Shareholding of persons belonging to the category  
"Promoter and Promoter Group"**

Sl. No.	Name of the shareholder	Total shares held		Shares pledged or			Details of		Details of		Total Shares (including underlying shares assuming full conversion of warrants and
		Number	As a % of grand total (A)+(B)+(C)	Number	% of Total Shares Held	As a % of grand total (A)+(B)+(C)	No of warrant held (VIII)	As a% total number of warrants of the same class	No of convertible securities held	As a% total number of convertible securities of the same class	
1	KODALI VIJAYARANI  IN300484119 42993, INE222B0102 8QSL004929	1845350	22.22	0	0.00	0.00	0	0.00	0	0.00	22.22
2	KODANDA RAM BABU PUNUKOLLU  INE222B0102 8QSL004942, IN300484119 12639	1085114	13.07	0	0.00	0.00	0	0.00	0	0.00	13.07
3	VIJAYA MADHAVI INVESTMENT S PVT LTD	550000	6.62	0	0.00	0.00	0	0.00	0	0.00	6.62
4	RACHANA	50000	0.60	0	0.00	0.00	0	0.00	0	0.00	0.60
	<b>TOTAL</b>	<b>3530464</b>	<b>42.51</b>	<b>0</b>	<b>0.00</b>	<b>0.00</b>	<b>0</b>	<b>0.00</b>	<b>0</b>	<b>0.00</b>	<b>42.51</b>

8



For QUANTUM BUILD-TECH LIMITED

*[Handwritten Signature]*

MANAGING DIRECTOR

(D)(c) Statement showing Shareholding of persons belonging to the category  
"Public" and holding more than 1% of the total number of shares

Sl. No.	Name of the shareholder	No. of shares	Shares as % of Total No. of Shares	Details of		Details of Convertible		Total Shares (including underlying
				No of war	As a% total number of warrants of	No of convertible securities	% total number of	
1	MERLIN RESOURCES PRIVATE LIMITED	125000	1.51	0	0	0	0	1.51
2	PANCOM MARKETING PRIVATE LIMITED	650000	7.83	0	0	0	0	7.83
3	GEEKEYAR DEVELOPERS PRIVATE LIMITED	1200000	14.45	0	0	0	0	14.45
4	AJAY KUMAR KAYAN	200000	2.41	0	0	0	0	2.41
5	RAVI SWETHA	300000	3.61	0	0	0	0	3.61
6	RAVI VENKATA RAJEEV	300000	3.61	0	0	0	0	3.61
7	SRINIVAS RAO NEELA	100000	1.2	0	0	0	0	1.2
8	DAVID NAZARETH	100000	1.2	0	0	0	0	1.2
9	SRINIVAS SAMPATH TUMMALA	100000	1.2	0	0	0	0	1.2
10	AKHILANDESWARI TUMMALA	100000	1.2	0	0	0	0	1.2
11	PADMA THOTA	100000	1.2	0	0	0	0	1.2
	TOTAL	3275000	39.44	0	0	0	0	39.44



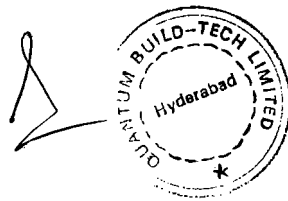
For QUANTUM BUILD-TECH LIMITED

MANAGING DIRECTOR

(I)(d)

## Statement showing details of locked-in shares

Sl. No.	Name of the shareholder	Number of shares	Shares as % of Total No. of Shares	Category
1	KODALI VIJAYA RANI	1000000	12.04	Promoter
2	KODANDA RAM BABU PUNUKOLLU	100000	1.2	Promoter
3	VIJAYA MADHAVI INVESTMENTS PVT LTD	550000	6.62	Promoter
4	RACHANA PUNUKOLLU	50000	0.6	Promoter
5	PANCOM MARKETING PRIVATE LIMITED	650000	7.83	Public
6	GEEKEYAR DEVELOPERS PRIVATE LIMITED	1200000	14.45	Public
7	RAVI SWETHA	300000	3.61	Public
8	RAVI VENKATA RAJEEV	300000	3.61	Public
9	VEERAAIAH UJJANI	50000	0.6	Public
10	RAMA KOTESWARA RAO MANNE	50000	0.6	Public
11	M SIVA RAMA KRISHNA	25000	0.3	Public
12	RAMA PRASADA RAO BHAGAVATULA	25000	0.3	Public
13	SHANKARAPPA GANDHAM	50000	0.6	Public
14	SRINIVAS RAO NEELA	100000	1.2	Public
15	DAVID NAZARETH	100000	1.2	Public
16	YVONNE NAZARETH	50000	0.6	Public
17	RAVINDRA M	50000	0.6	Public
18	SRINIVAS SAMPATH TUMMALA	100000	1.2	Public
19	AKHILANDESWARI TUMMALA	100000	1.2	Public
20	PADMA THOTA	100000	1.2	Public
21	G VENKATESWARA RAO	50000	0.6	Public
	TOTAL	5000000	60.21	

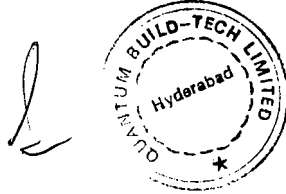


of QUANTUM BUILD-TECH LIMITED

MANAGING DIRECTOR

(I)(c) Statement showing Shareholding of persons belonging to the category "Public" and holding more than 5% of the total number of shares

Sl. No.	Name of the shareholder	No. of shares	Shares as % of Total No. of Shares	Details of		Details of		Total Shares (including)
				No of warrants held	As a% total number of warrants of	No of convertible securities	% total number of	
1	PANCOM MARKETING PRIVATE LIMITED	650000	7.83	0	0	0	0	7.83
2	GEEKEYAR DEVELOPERS	1200000	14.45	0	0	0	0	14.45
	TOTAL	1850000	22.28	0	0	0	0	22.28



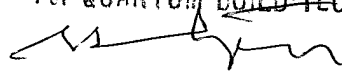
For QUANTUM BUILD-TECH LIMITED

  
MANAGING DIRECTOR

**(H)(b) Statement showing Holding of Depository Receipts (DRs), where underlying shares are in excess of 1% of the total number of shares**

Sl. No	Name of the DR Holder	Type of outstanding DR (ADRs, GDRs, SDRs, etc.)	Number of shares underlying outstanding DRs	Shares underlying outstanding DRs as a percentage of total number of shares
1	TOTAL		0	
	TOTAL			0.00

For QUANTUM BUILD-TECH LIMITED



MANAGING DIRECTOR

**(II)(a) Statement showing details of Depository Receipts (DRs)**

Sl. No	Type of outstanding DR (ADRs, GDRs, SDRs, etc.)	Number of outstanding DRs	Number of shares underlying outstanding DRs	Shares underlying outstanding DRs as a percentage of total number of shares
1	TOTAL	0	0	0.00
	TOTAL			

For **QUANTUM BUILD-TECH LIMITED**



**MANAGING DIRECTOR**