


(1) (a)

Statement Showing Shareholding Pattern

Name of the Company: QUANTUM BUILD-TECH LIMITED


Scrip Code, Name of the Scrip, Class of Security : NSE- / BSE -?, QUANTUM BUILD-TECH LIMITED , Equity Quarter ended :30/9/2012

Partly paid-up shares:-	No. of partly paid-up shares	As a % of total no. of partly paid-up Shares	As a % of total no. of shares of the company
Held by promoter/promoter group	0	0	0
Held by public	0	0	0
Total	0	0	0
Outstanding convertible securities:-	No. of outstanding securities	As a % of total no. of outstanding convertible securities	As a % of total no. of shares of the company, assuming full conversion of the convertible securities
Held by promoter/promoter group	0	0	0
Held by public	0	0	0
Total	0	0	0
Warrants:-	No. of warrants	As a % of total no. of warrants	As a % of total no. of shares of the company, assuming full conversion of Warrants
Held by promoter/promoter group	0	0.00	0.00
Held by public	0	0.00	0.00
Total	0	0.00	0.00
Total paid-up capital of the company, assuming full conversion of warrants and convertible securities	8304650		

For QUANTUM BUILD-TECH LIMITED

 MANAGING DIRECTOR

Category Code	Category of Shareholder	Number of Share Holders	Total Number of Shares	Number of Shares held in Dematerialized Form	Total Shareholding as a percentage of total Number of Shares		Shares Pledged or otherwise encumbered	
					As a Percentage of (A+B) (VI)	As a Percentage of (A+B+C) (VII)	Number of Shares (VIII)	As a Percentage (IX) = (VIII)/(IV)*100
(I)	(II)	(III)	(IV)	(V)	(VI)	(VII)	(VIII)	(IX) = (VIII)/(IV)*100
A	Promoter and Promoter Group							
(1)	Indian							
(a)	Individuals/Hindu Undivided Family	2	2930464	1830464	35.29	35.29	0	0.00
(b)	Central Government /State Government (s)	0	0	0	-	-	0	-
(c)	Bodies Corporate	1	550000	0	6.62	6.62	0	-
(d)	Financial Institutions / Banks	0	0	0	-	-	0	-
(e)	Any other(PAC)	1	50000	0	0.60	0.60	0	0.00
	Sub-Total (A)(1)	4	3530464	1830464	42.51	42.51	0	0.00
(2)	Foreign							
(a)	Individuals (Non Resident Individual)	0	0	0	-	-	0	-
(b)	Foreign Individuals	0	0	0	-	-	0	-
(c)	Bodies Corporate	0	0	0	-	-	0	-
(d)	Institutions	0	0	0	-	-	0	-
(e)	Qualified Foreign Investor	0	0	0	-	-	0	-
(f)	Any Other	0	0	0	-	-	0	-
	Sub-Total (A)(2)	0	0	0	-	-	0	-
	Total Shareholding of Promoter and Promoter Group A=(A)(1) + (A)(2)	4	3530464	1830464	42.51	42.51	0	0
B	Public Shareholding							
(1)	Institutions							
(a)	Mutual Funds/UTI	0	0	0	-	-	0	-
(b)	Financial Institutions/Banks	0	0	0	-	-	0	-
(c)	Central Government/State Government	0	0	0	-	-	0	-
(d)	Venture Capital Funds	0	0	0	-	-	0	-
(e)	Insurance Companies	0	0	0	-	-	0	-
(f)	Foreign Institutional Investors	1	2150	0	0.03	0.03	0	-
(g)	Foreign Venture Capital Investors	0	0	0	-	-	0	-
(h)	Qualified Foreign Investor	0	0	0	-	-	0	-
(i)	Any Other	0	0	0	-	-	0	-
	Sub-Total (B)(1)	1	2150	0	0.03	0.03	0	-
(2)	Non-institutions							
(a)	Bodies Corporate	29	1989063	139063	23.95	23.95	0	-
(b)	Individuals							
	i Individual Shareholders holding nominal share capital upto Rs. 1	3182	699200	509093	8.42	8.42	0	-
	ii Individual Shareholders holding nominal share capital in excess of Rs. 1 Lakh	30	2083223	580023	25.09	25.09	0	-
(c)	Qualified Foreign Investor-Corporate	0	0	0	-	-	0	-
(d)	CLEARING MEMBER	1	500	500	0.01	0.01	0	-
(e)	TRUST	0	0	0	-	-	0	-
(f)	Non Resident Individuals	1	50	50	-	-	0	-
(g)	Foreign Bodies Corp	0	0	0	-	-	0	-
(h)	Foreign Nation	0	0	0	-	-	0	-
	Sub-Total (B)(2)	3243	4772036	1228729	57.46	57.46	0	-
	Total Public Shareholding							
	B=(B)(1)+(B)(2)	3244	4774186	1228729	57.49	57.49	0	-
	Total (A)+(B)	3248	8304650	3059193	100.00	100.00	0	-
(C)	Shares held by Custodians and against which Depository Receipts have been issued							
(1)	Promoter and Promoter Group	0	0	0	0	0	0	0
(2)	Public	0	0	0	0	0	0	0
	GRAND TOTAL (A) + (B) + (C)	3248	8304650	3059193	100.00	100.00	0	0

For QUANTUM BUILD-TECH LIMITED




MANAGING DIRECTOR

**(I)(b) Statement showing Shareholding of persons belonging to the category
"Promoter and Promoter Group"**

Sl. No.	Name of the shareholder	Total shares held		Shares pledged or			Details of		Details of		Total Shares (including underlying shares assuming full conversion of warrants and
		Number	As a % of grand total (A)+(B)+(C)	Number	% of Total Shares Held	As a % of grand total (A)+(B)+(C)	No of warrant held (VIII)	As a % total number of warrants of the same class	No of convertible securities held	As a % total number of convertible securities of the same class	
1	KODALI VIJAYARANI IN300484119 42993, INE222B0102 8QSL004929	1845350	22.22	0	0.00	0.00	0	0.00	0	0.00	22.22
2	PUNUKOLLU KODANDA RAMBABU IN300484119 12639, INE222B0102 8QSL004942	1085114	13.07	0	0.00	0.00	0	0.00	0	0.00	13.07
3	VIJAYA MADHAVI INVESTMENT S PVT LTD	550000	6.62	0	0.00	0.00	0	0.00	0	0.00	6.62
4	RACHANA	50000	0.60	0	0.00	0.00	0	0.00	0	0.00	0.60
	TOTAL	3530464	42.51	0	0.00	0.00	0	0.00	0	0.00	42.51


For QUANTUM BUILD-TECH LIMITED



MANAGING DIRECTOR

**D)(c) Statement showing Shareholding of persons belonging to the category
“Public” and holding more than 5% of the total number of shares**


Sl. No	of the share	No. of shares	Shares as % of Total No. of Shares	Details of		Details of Convertible		Total Shares (including underlying shares)
				No of warrants held	As a% total number of	No of convertible securities held	% total number of convertible	
1	PANCOM MARKETING PRIVATE LIMITED	650000	7.83	0	0	0	0	7.83
2	GEEKEYAR	1200000	14.45	0	0	0	0	14.45
	TOTAL	1850000	22.28	0	0	0	0	22.28

For QUANTUM BUILD-TECH LIMITED

 MANAGING DIRECTOR

**(I)(c) Statement showing Shareholding of persons belonging to the category
“Public” and holding more than 1% of the total number of shares**

Sl. No.	Name of the shareholder	No. of shares	Shares as % of Total No. of Shares	Details of Warrants		Details of		Total Shares (including)
				No of warrants held	As a% total number	No of convertible	% total number of	
1	MERLIN RESOURCES PRIVATE LIMITED	125000	1.51	0	0	0	0	1.51
2	PANCOM MARKETING PRIVATE LIMITED	650000	7.83	0	0	0	0	7.83
3	GEEKEYAR DEVELOPERS PRIVATE LIMITED	1200000	14.45	0	0	0	0	14.45
4	AJAY KUMAR KAYAN	200000	2.41	0	0	0	0	2.41
5	RAVI SWETHA	300000	3.61	0	0	0	0	3.61
6	RAVI VENKATA RAJEEV	300000	3.61	0	0	0	0	3.61
7	SRINIVAS RAO NEELA	100000	1.2	0	0	0	0	1.2
8	DAVID NAZARETH	100000	1.2	0	0	0	0	1.2
9	SRINIVAS SAMPATH TUMMALA	100000	1.2	0	0	0	0	1.2
10	AKHILANDES WARI TUMMALA	100000	1.2	0	0	0	0	1.2
11	PADMA THOTA	100000	1.2	0	0	0	0	1.2
	TOTAL	3275000	39.44	0	0	0	0	39.44

For QUANTUM BUILD-TECH LIMITED

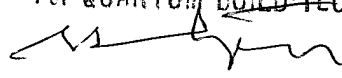


MANAGING DIRECTOR

(H)(b) Statement showing Holding of Depository Receipts (DRs), where underlying shares are in excess of 1% of the total number of shares

Sl. No	Name of the DR Holder	Type of outstanding DR (ADRs, GDRs, SDRs, etc.)	Number of shares underlying outstanding DRs	Shares underlying outstanding DRs as a percentage of total number of shares
1	TOTAL		0	
	TOTAL			0.00

For QUANTUM BUILD-TECH LIMITED



MANAGING DIRECTOR

(II)(a) Statement showing details of Depository Receipts (DRs)

Sl. No	Type of outstanding DR (ADRs, GDRs, SDRs, etc.)	Number of outstanding DRs	Number of shares underlying outstanding DRs	Shares underlying outstanding DRs as a percentage of total number of shares
1	TOTAL	0	0	0.00
	TOTAL			

For **QUANTUM BUILD-TECH LIMITED**



MANAGING DIRECTOR