

(1) (a)

**Statement Showing Shareholding Pattern**

Name of the Company: QUANTUM BUILD-TECH LIMITED

Scrip Code, Name of the Scrip, Class of Security : NSE- / BSE -?, QUANTUM BUILD-TECH LIMITED , Equity Week ended : 31/3/2014

Partly paid-up shares:-	No. of partly paid-up shares	As a % of total no. of partly paid-up Shares	As a % of total no. of shares of the company
Held by promoter/promoter group	0	0	0
Held by public	0	0	0
<b>Total</b>	<b>0</b>	<b>0</b>	<b>0</b>
Outstanding convertible securities:-	No. of outstanding securities	As a % of total no. of outstanding convertible securities	As a % of total no. of shares of the company, assuming full conversion of the convertible securities
Held by promoter/promoter group	0	0	0
Held by public	0	0	0
<b>Total</b>	<b>0</b>	<b>0</b>	<b>0</b>
Warrants:-	No. of warrants	As a % of total no. of warrants	As a % of total no. of shares of the company, assuming full conversion of Warrants
Held by promoter/promoter group	0	0.00	0.00
Held by public	0	0.00	0.00
<b>Total</b>	<b>0</b>	<b>0.00</b>	<b>0.00</b>
<b>Total paid-up capital of the company, assuming full conversion of warrants and convertible securities</b>		<b>12615630</b>	

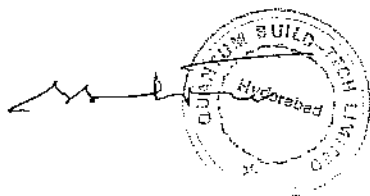
Quantum Build-Tech Limited  
Hyderabad

Category Code	Category of Shareholder	Number of Share Holders	Total Number of Shares	Number of Shares held in Dematerialized Form	Total Shareholding as a percentage of total Number of Shares		Shares Pledged or otherwise encumbered	
					As a Percentage of (A+B) (VI)	As a Percentage of (A+B+C) (VII)	Number of Shares (VIII)	As a Percentage (IX) = (VIII)/(IV)*100
(I)	(II)	(III)	(IV)	(V)	(VI)	(VII)	(VIII)	(IX)
<b>A</b>	<b>Promoter and Promoter Group</b>							
(1)	<b>Indian</b>							
(a)	Individuals/Hindu Undivided Family	2	2930464	2930464	23.23	23.23	0	0.00
(b)	Central Government /State Government (s)	0	-	-	-	-	0	-
(c)	Bodies Corporate	1	550000	550000	4.36	4.36	0	-
(d)	Financial Institutions / Banks	0	-	-	-	-	0	-
(e)	Any other(PAC)	1	50000	50000	0.40	0.40	0	0.00
(f)	Others	0	-	-	-	-	0	-
	<b>Sub-Total (A)(1)</b>	<b>4</b>	<b>3530464</b>	<b>3530464</b>	<b>27.98</b>	<b>27.98</b>	<b>0</b>	<b>0.00</b>
(2)	<b>Foreign</b>							
(a)	Individuals (Non Resident Individuals)	0	0	0	-	-	0	-
(b)	Bodies Corporate	0	0	0	-	-	0	-
(c)	Institutions	0	0	0	-	-	0	-
(d)	Qualified Foreign Investor	0	0	0	-	-	0	-
(e)	Any Other	0	0	0	-	-	0	-
	<b>Sub-Total (A)(2)</b>	<b>0</b>	<b>0</b>	<b>0</b>	<b>-</b>	<b>-</b>	<b>0</b>	<b>-</b>
	<b>Total Shareholding of Promoter and Promoter Group A=(A)(1) + (A)(2)</b>	<b>4</b>	<b>3530464</b>	<b>3530464</b>	<b>27.98</b>	<b>27.98</b>	<b>0</b>	<b>0</b>
<b>B</b>	<b>Public Shareholding</b>							
(1)	<b>Institutions</b>							
(a)	Mutual Funds/UTI	0	0	0	-	-	0	-
(b)	Financial Institutions/Banks	0	0	0	-	-	0	-
(c)	Central Government/State Government	0	0	0	-	-	0	-
(d)	Venture Capital Funds	0	0	0	-	-	0	-
(e)	Insurance Companies	0	0	0	-	-	0	-
(f)	Foreign Institutional Investors	1	2150	0	0.02	0.02	0	-
(g)	Foreign Venture Capital Investors	0	0	0	-	-	0	-
(h)	Qualified Foreign Investor	0	0	0	-	-	0	-
(i)	Any Other	0	0	0	-	-	0	-
	<b>Sub-Total (B)(1)</b>	<b>1</b>	<b>2150</b>	<b>0</b>	<b>0.02</b>	<b>0.02</b>	<b>0</b>	<b>-</b>
(2)	<b>Non-institutions</b>							
(a)	Bodies Corporate	29	1989613	1989613	15.77	15.77	0	-
(b)	Individuals							
	i Individual Shareholders holding nominal share capital upto Rs. 1	3172	695382	507380	5.51	5.51	0	-
	ii Individual Shareholders holding nominal share capital in excess of Rs. 1 Lakh	22	2986217	2973717	23.67	23.67	0	-
(c)	Qualified Foreign Investor-Corporate	0	0	0	-	-	0	-
(d)	CLEARING MEMBER	1	500	500	-	-	0	-
(e)	TRUST	0	0	0	-	-	0	-
(f)	Non Resident Individuals	4	3411304	878420	27.04	27.04	0	-
(g)	Foreign Bodies Corp	0	0	0	-	-	0	-
(h)	Foreign Nation	0	0	0	-	-	0	-
	<b>Sub-Total (B)(2)</b>	<b>3228</b>	<b>9083016</b>	<b>6349630</b>	<b>72.00</b>	<b>72.00</b>	<b>0</b>	<b>-</b>
	<b>Total Public Shareholding</b>							
	<b>B=(B)(1)+(B)(2)</b>	<b>3229</b>	<b>9085166</b>	<b>6349630</b>	<b>72.02</b>	<b>72.02</b>	<b>0</b>	<b>-</b>
	<b>Total (A)+(B)</b>	<b>3233</b>	<b>12615630</b>	<b>9880094</b>	<b>100.00</b>	<b>100.00</b>	<b>0</b>	<b>-</b>
(C)	<b>Shares held by Custodians and against which Depository Receipts have been issued</b>							
(1)	<b>Promoter and Promoter Group</b>	0	0	0	0	0	0	0
(2)	<b>Public</b>	0	0	0	0	0	0	0
	<b>GRAND TOTAL (A) + (B) + (C)</b>	<b>3233</b>	<b>12615630</b>	<b>9880094</b>	<b>100.00</b>	<b>100.00</b>	<b>0</b>	<b>0</b>



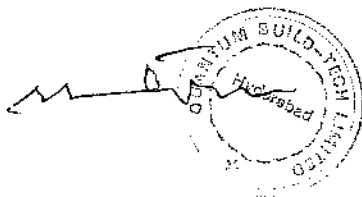
**(I)(b) Statement showing Shareholding of persons belonging to the category  
"Promoter and Promoter Group"**

Sl. No.	Name of the shareholder	Total shares held		Shares pledged or			Details of		Details of Convertible		Total Shares (including underlying shares assuming full conversion of warrants and
		Number	As a % of grand total (A)+(B)+(C)	Number	% of Total Shares Held	As a % of grand total (A)+(B)+(C)	No of warrant held (VIII)	As a % total number of warrants of the same class	No of convertible securities held	As a % total number of convertible securities of the same class	
1	VIJAYA MADHAVI INVESTMENTS PRIVATE LIMITED	550000	4.36	0	0.00	0.00	0	0.00	0	0.00	4.36
2	PUNUKOLLU KODANDA RAMBABU	1085114	8.60	0	0.00	0.00	0	0.00	0	0.00	8.60
3	KODALI VIJAYARANI	1845350	14.63	0	0.00	0.00	0	0.00	0	0.00	14.63
4	PUNUKOLLU RACHANA	50000	0.40	0	0.00	0.00	0	0.00	0	0.00	0.40
	<b>TOTAL</b>	<b>3530464</b>	<b>27.98</b>	<b>0</b>	<b>0.00</b>	<b>0.00</b>	<b>0</b>	<b>0.00</b>	<b>0</b>	<b>0.00</b>	<b>27.98</b>




**(D)(c) Statement showing Shareholding of persons belonging to the category  
"Public" and holding more than 1% of the total number of shares**

Sl. No.	Name of the shareholder	No. of shares	Shares as % of Total No. of Shares	Details of Warrants		Details of		Total Shares (including)
				No of warrants held	As a% total number	No of convertible	% total number of	
1	PANCOM MARKETING PRIVATE LIMITED	650000	5.15	0	0	0	0	5.15
2	GEEKEYAR DEVELOPERS PRIVATE LIMITED	1200000	9.51	0	0	0	0	9.51
3	LAKSHMI PRASUNA GUDURU	151450	1.2	0	0	0	0	1.2
4	NEELIMA GUDURU	462116	3.66	0	0	0	0	3.66
5	AJAY KUMAR KAYAN	200000	1.59	0	0	0	0	1.59
6	SWETHA RAVI	300000	2.38	0	0	0	0	2.38
7	VENKATA RAJEEV RAVI	300000	2.38	0	0	0	0	2.38
8	USHARANI GUDURU	437610	3.47	0	0	0	0	3.47
9	RATAN CHAND GUDURU	592700	4.7	0	0	0	0	4.7
10	RAGHAVENDER RAO APPANNAGARI	878370	6.96	0	0	0	0	6.96
11	RAJESH CHERUKURI VAMSI CHERUKURI	1662916	13.18	0	0	0	0	13.18
12	SEKHAR V UPPALAPATI	869968	6.9	0	0	0	0	6.9
	<b>TOTAL</b>	<b>7705130</b>	<b>61.08</b>	<b>0</b>	<b>0</b>	<b>0</b>	<b>0</b>	<b>61.08</b>



**(I)(c) Statement showing Shareholding of persons belonging to the category  
"Public" and holding more than 5% of the total number of shares**


Sl. No.	of the share	No. of shares	Shares as % of Total No. of Shares	Details of		Details of Convertible		Total Shares (including underlying shares)
				No of warrants held	As a% total number	No of convertible securities held	% total number of convertible	
1	PANCOM MARKETING PRIVATE LIMITED	650000	5.15	0	0	0	0	5.15
2	GEEKEYAR DEVELOPERS PRIVATE LIMITED	1200000	9.51	0	0	0	0	9.51
3	RAGHAVENDER RAO APPANNAGARI	878370	6.96	0	0	0	0	6.96
4	RAJESH CHERUKURI VAMSI CHERUKURI	1662916	13.18	0	0	0	0	13.18
5	SEKHAR V	869968	6.90	0	0	0	0	6.90
	<b>TOTAL</b>	<b>5261254</b>	<b>41.70</b>	<b>0</b>	<b>0</b>	<b>0</b>	<b>0</b>	<b>41.70</b>




(D)(d)

Statement showing details of Lock-in shares

SL. No.	Name of the shareholder	Number of shares	Shares as % of Total No. of Shares	Category
1	NEELIMA GUDURU	462116	3.66	Public
2	USHA RANI GUDURU	437610	3.47	Public
3	RAGHAVENDER RAO APPANNAGARI	878370	6.96	Public
4	RAJESH CHERUKURI VAMSI CHERUKURI	1662916	13.18	Public
5	SEKHAR V UPPALAPATI	869968	6.90	Public
	<b>TOTAL</b>	<b>4310980</b>	<b>34.17</b>	



<b>(II)(b) Statement showing Holding of Depository Receipts (DRs), where underlying shares are in excess of 1% of the total number of shares</b>				
Sl. No	Name of the DR Holder	Type of outstanding DR (ADRs, GDRs, SDRs, etc.)	Number of shares underlying outstanding DRs	Shares underlying outstanding DRs as a percentage of total number of shares
1	TOTAL	0	0	0.00
	TOTAL			



<b>(II)(a) Statement showing details of Depository Receipts (DRs)</b>				
<b>Sl. No.</b>	<b>Type of outstanding DR (ADRs, GDRs, SDRs, etc.)</b>	<b>Number of outstanding DRs</b>	<b>Number of shares underlying outstanding DRs</b>	<b>Shares underlying outstanding DRs as a percentage of total number of shares</b>
1	TOTAL	0	0	0.00
	TOTAL			

